



SINCE 1995

A wish for wellness...



# Orion

## Supreme



Tanker



Municipality



Borewell



### 6

stage water Purifier



Ultra Pure



For water TDS:  
**up to 2000 mg/liter**

Match your Kitchen with your desired colour



# Hi-Tech certified

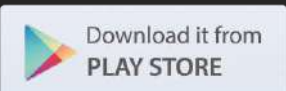


SINCE 1995

A wish for wellness...

### After Sales Service

One Hour - One Day - One Time  
Call Center Number : 1800-313-2926  
[www.hitechro.net](http://www.hitechro.net)  
[service@hitechro.in](mailto:service@hitechro.in)



## Hitech Care

## WHY HI-TECH RO IS JUST RIGHT PURIFIER FOR YOU

**Hi-Tech**, the water expert, is as qualified as a doctor when it comes to prescribing a water purification solution and a man who knows what water means to life.

Every water purifier that **Hi-Tech** prescribes, such as the one you have, is prescribed after rigorous analysis of a water type and accurate diagnosis of its condition. Your water purifier is not just any water purifier. It is a customized purification solution that's designed to deliver you more than shuddh healthy water to protect your family's health. And with **Hi-Tech** by your side, you can be sure of it.

### A Wish for Wellness ...

Drinking water is essential for health. And that is precisely why it is crucial to ensure that the water you're drink is healthy. Not just pure, or safe. Healthy water is water that has all the minerals it naturally contains intact in it. Minerals like Calcium, Sodium, Potassium, Magnesium, Iron, Zinc and others are essential for healthy growth. Other water purifiers remove these nutrients while purifying water, robbing it of its various health benefits. Only Hi-Tech with its advanced RO Technology retains these nutrients, delivering the healthiest water on earth. Its Mineral Cartridge replenishes the water with necessary minerals.

## WHY HI-TECH RO SYSTEM ?

Today, rapid industrialisation has led to contamination of water. Hazardous chemicals, pesticides and heavy metals can be found present in water at most places across the globe. These harmful contaminants adversely affect the human body, namely the kidneys, liver, bones and the digestive system. Breeding diseases like typhoid, hepatitis and dysentery in severe cases.

The risk factor, rapidly changing as your water source (municipal, tap, borewell, tanker, mixed etc.) changes.

### Contaminant that affect water

Chemical Constituents (in water)	Acceptable limits IS 10500-2012 drinking water specifications (second revision)	Harmful effects produced when chemical constituents exceed acceptable limits
Total dissolved solids mg/litre	500	Beyond this limit palatability decreases and may cause gastrointestinal irritation.
Total hardness (as CaCO <sub>3</sub> ) mg/litre	200	Formation of a white layer on the surface of water supply structures and adverse effects on water usage for domestic purpose.
Iron (asFe) mg/litre	0.3	Beyond this limit, taste and appearance are affected. It has adverse effects on cooking, washing and other domestic purposes. It also promotes iron bacteria.
Chloride (as Cl) mg/litre	250	Beyond this limit, taste and palatability are affected. It also leads to corrosion.
Nitrate (as NO <sub>3</sub> ) mg/litre	45	Beyond this limit, Methaemoglobinaemia (Blue Baby Syndrome) takes place. Methaemoglobin is an enzyme of the human body which gets converted into Haemoglobin. A low concentration of this enzyme leads to mixing of oxygenated and deoxygenated blood, resulting in the change of colour to blue.
Fluoride (as F) mg/litre	1.0	Fluoride should be kept as low as possible. High fluoride may cause fluorosis.
Mercury (as Hg) mg/litre	0.001	Beyond this limit, the water becomes toxic.
Total Arsenic (as As) mg/litre	0.01	Beyond this limit, the water becomes toxic.
Lead (as Pb) mg/litre	0.01	Beyond this limit, the water becomes toxic.

Your Hi-Tech RO with AMM, is well-equipped to handle any such changing water condition and completely removes these harmful contaminants. Leaving you with drinking water that is pure, safe, healthy and as per your taste.

## WHAT MAKES YOUR RO SYSTEM SO SPECIAL ?



Low Cost  
Maintenance



Unbreakable  
Storage tank



Water Dispensing  
without electricity



Easy Placement  
Wall Mounting /  
Counter Top



Easy Tank  
Cleaning



Non Toxins in  
the water tank



High Capacity  
Storage Tank - 7 litres



Automatic Water  
Fill Technology



Voltage Fluctuation  
Protection



Tank Overflow  
Protection

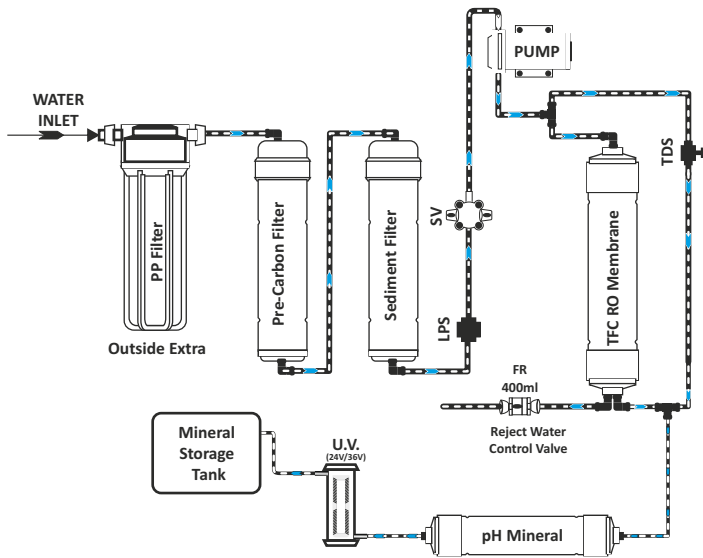


Air tight tank  
to prevent unwanted  
Insects or pests  
in the tank







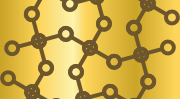

High Quality Food  
Grade ABS Plastic  
material

## How Your Hi-Tech RO System Flow Works



Note:  
THIS IS A SCHEMATIC ILLUSTRATION OF THE PRODUCT TO GIVE A VISUAL SCHEME OF WORKING UNITS.  
THIS IS NOT AN ACTUAL ENGINEERING DRAWING OF THE PRODUCT.

## Purification Process in Your RO System

- |                  |  |   |
|------------------|--|---|
| <b>STAGE 1 :</b> | <b>PRESEDIMENT</b><br>                  | Remove Suspended Material, insects, fibers, asbestos,, dust & etc     |
| <b>STAGE 2 :</b> | <b>PRECARBON</b><br>                    | Removes Heavy metals, color odor, organic substances, chlorine        |
| <b>STAGE 3 :</b> | <b>SEDIMENT</b><br>                     | Removes Impurities Rust, deposits, particles, sand etc. up to 5micron |
| <b>STAGE 4 :</b> | <b>RO</b><br>                           | Removes heavy metals, water borne Micro Organisms up to 0.001-0.0001  |
| <b>STAGE 5 :</b> | <b>MINERALISER</b><br>                  | It improves the taste of water with needful Minerals for human body   |
| <b>STAGE 6 :</b> | <b>NANO SILVER IONISATION + UV</b><br> | Deactivation of Bacteria Viruses and other Micro-Organisms            |

## TECHNICAL SPECIFICATION

Sr. No.	Parameters	Specifications	
1.	Model	Orion Supreme	
2.	Operating voltage	230V AC, 50 Hz	
3.	Power rating	45 Watts (max.)	
4.	Power supply	24 V DC, 2.5 amps	
5.	Membrane	TFC Spiral	
6.	Solenoid valve	24 V DC, 6 watts	
7.	Overall dimensions (WxDxH) in mm	345 X 342 X 453	
8.	Net weight	9.8 kgs	
9.	Tank capacity	7 ltrs	
10.	Filtration system	Filtration/Purification Stage	Rated Life
		Stage 1: Pre-Sediment	6,000 ltrs (i.e. 12 months @ approx. 15 LPD)
		Stage 2: Pre-Carbon	6,000 lrs (i.e. 12 months @ approx. 15 LPD)
		Stage 3: Sediment	6,000 ltrs (i.e. 12 months @ approx. 15 LPD)
		Stage 4: RO Membrane	6,000 ltrs (i.e. 12 months @ approx. 15 LPD)
		Stage 5: Mineraliser	6,000 ltrs (i.e. 12 months @ approx. 15 LPD)
		Stage 6: UV	5,000 working hours
11.	Booster Pump	24 V DC, Open Flow 1200 ml/min; 70 PSI	
12.	Reject water restrictor	600 ml/min	
13.	Allowable hardness of input water	600 mg/litre (max.)	
14.	Allowable TDS of input water**	Maximum 2,000 mg/litre	
15.	Permissible iron content of input water	0.3 mg/ltr (max.)	
16.	Input water pressure***	0.6 (min) - 2.0 Kg/cm2 (max)	

Note: The performance data presented in the table is applicable under standard laboratory conditions. Actual performance may vary depending on the input water quality, water pressure and condition of filters.

\* Technical Specifications are subject to change without prior notice.

\*\* Input water quality/pressure and TDS content are important determinants of recovery rate and TDS rejection.

\*\*\* If the pressure is higher than the maximum specified, use of the pressure reducing valve is recommended. The above accessory is available with our company at an additional cost

## INSTALLING YOUR SYSTEM

### Installation details

- Install your Hi-Tech RO in a dry, ventilated place, keeping it away from direct sunlight, heating devices or areas below freezing temperature
- Connect it to only normal tap water. Filters can be damaged if connected to hot/cold tap water. Make sure that the tap water pressure is between 0.6-2.0 kg/cm<sup>2</sup>
- Make sure that the reject water hose is placed lower than the top of the purifier; otherwise water might flow back into the purifier. Make sure that the purifier is installed within a distance of 1.0 m from the tap water supply. Do not install the purifier in a place where water or rain could leak into the unit (outdoors, etc.)

### Note:

- 1) In case the water pressure is higher than the maximum specified, the use of a pressure reducing valve is recommended.
- 2) Sequence to be followed for flushing :
  - a) Disconnect the inlet to Pre-Carbon Filter and flush the Pre-Sediment filter Cartridge.
  - b) Disconnect the Sediment Cartridge outlet from the pre-SV connector and flush.
  - c) Disconnect RO membrane from Mineral Cartridge and flush.
  - d) Disconnect RO tube, then connect LPS to output tube of RO; take out the UV inlet tube and connect to flushing tube and switch on the unit. This will flush the taste enhancer cartridges without opening the front cover. Please do not open front cover unless and until it is mandatory.
  - e) Please reconnect all tubing and switches on the unit.
  - f) Check all recently opened joints for leakage.

## MAINTAINING YOUR SYSTEM

- After installation, fill the tank and discard the first filling of the water from the storage tank
- Do not place any heavy or sharp object on the purifier
- Drain the water in the tank if it hasn't been used for over 2 days
- Make sure that the tank is cleaned with a special tank cleaning tablet during every mandatory service
- Ensure replacement of the Pre-Sediment, Pre-Carbon, RO, UF, Mineraliser, after approximately 6,000 litres of water usage (or if the unit is choked)
- Ensure replacement of the UV after 5,000 working hours
- Ensure replacement of the RO membrane after 6,000 litres of water usage
- Do not pull or push the water-dispensing lever with excessive force
- Ensure that the reject water valves are cleaned thoroughly by a trained Eureka Forbes service technician
- Replacements should be done by trained Eureka Forbes service technicians

### Tips for a long relationship with your RO System

- Get your Hi-Tech RO System serviced regularly by an authorised Hi-Tech Care technician only
- Ensure that only genuine spare parts are used
- Simple maintenance and hygiene will help your Hi-Tech RO system function better

## Hitech Care At Your Place

Once your Warranty period has been completed (Please refer to Warranty Terms and Condition in this Booklet), We advise you to enter into our "Hitech Care" Application an Annual Maintenance Contract Service that is an investment for the smooth functioning of your Hi-Tech RO and for your Family's Health.

The Hi-Tech Care Service Provides :

- 1) Replacement / Cleaning of the Sediment Filter, Pre-Carbon, Post-Carbon and Membrane\*. Our trained service technicians will examine you existing filter/cartridge/ membrane and will replace / clean, as per the requirement.
- 2) Replacement of any exhausted or defective parts\*, as require.
- 3) All replacements are done with Hi-Tech Genuine, thoroughly inspected service spares.



Download from



\* Conditions Apply

## Beware

It has come to our notice that some unscrupulous persons are unauthorizedly claiming to be sales representatives, Service Technicians or service Franchisees of Hi-Tech. Under this pretext, they are unauthorizedly collecting money by issuing fraudulent cash receipts and/or unauthorizedly making sales/service genuine spare parts with spurious ones. They could pose as threat to the health and will-being of your family, as well as possibly to your security.

Here are some simple precautions that you can take :

- Check if the person carries an authorised identity card bearing his photo.
- If you have any doubt about the identity of the person, please call the Hi-Tech Office in your city and read out the employee code on the i-card. The operator will confirm if this is a valid i-card and guide you further.
- Please make all payments only by cheque, in favour of "Hi-Tech Sweet Water Technologies Pvt. Ltd." For any guidance and help that you may require, please contact the Hi-Tech Office in your city

## Warranty Terms and Conditions

The goods are warranted against defects arising from faulty designs, workmanship and materials 12 months from the date of installation or 15 months from the date of sale, whichever is earlier, subject to the following conditions:

1. The Customer will notify the Company, in writing, promptly of any defects noticed and give the Company or its authorized agent adequate opportunity to inspect, test and remedy them for which the Customer will deposit the goods, if so required by the Company, with the Company's Office/Service Centre along with the original invoice, in the city where they are sold.
2. The Inspection and Test Report of the Company's Office /Service Centre will be final and binding under the Warranty for determining defects, repairs / alterations required or carried out or certifying work of the goods thereafter.
3. Hi-Tech may require initial setting post-installation, depending on varying water conditions and power supply. In case of any service requirement post-installation, please contact the Company's Service Centre.
4. The Company or its authorized agent will be entitled to retain any defective part replaced under the Warranty.
5. Not with standing anything to the contrary contained or implied by this Warranty:

- a. The Company's liability under this Warranty shall be limited to the first sale of the goods by the Company to the Customer and will not apply or extend to any secondary sale of goods by the Customer.
- b. The Company's liability under this Warranty shall be limited only to defects in the goods which occur under the conditions of normal operation of the goods and their proper and prescribed use. The Warranty does not cover or extend to defects which are determined by the Company or its authorized agents as occurring or resulting from or attributable to negligence, abuse, misuse, faulty care, operation or maintenance or repairs, alterations to the goods or any part thereof by others or the use of the goods on electrical supply for which they are not designed, or damage caused by lightning or other electrical disturbances or interruptions.
- c. The Company's liability under this Warranty shall remain valid only if the goods are duly installed by the Company or its authorized Agency at the location specified in the Invoice and such installation is undertaken by the Company or its authorized agent or franchisee.
- d. Consumable items like the Pre-Sediment, Pre-Carbon, Post-Carbon, RO Membrane\*, UF Membrane\* and Mineral Cartridge that are subject to normal wear and tear are not covered by this Warranty.

- e. The Customer will have no claim against the Company, its employees and its authorized agents or franchisees under or pursuant to this Warranty in respect of death or injury to the Customer or any other person or loss or damage to any property caused by or due to equipment failure, breakdown or accident, fire or operation or utilization of the goods otherwise than in accordance with the User Guide or by or due to any other cause or circumstances beyond the control of the Company.
- f. The Company's liability, under this Warranty, shall in no event and under no circumstances exceed the price paid by the Customer to the Company for the goods stated in the Invoice.

### General

For the purpose of this Warranty, the following expressions shall have the following meanings respectively;

1. The 'Goods' shall mean the goods described in the Order Form.
2. The 'Customer' shall mean the original purchaser of the Goods from the Company.
3. The 'Company' shall mean 'Hi-Tech Sweet Water Technologies Pvt. Ltd.'.
4. 'General Terms and Conditions' shall mean the terms and conditions agreed upon by the Customer and the Company printed on the Order Form.
5. 'Invoice' shall mean the invoice issued by the Company to the Customer describing the goods and indicating, inter alia, the total purchase price thereof and name of the Customer.
6. 'User Guide' shall mean the instructions for installation, use and maintenance contained in the leaflet supplied by the Company.

### Post-warranty

1. The Customer may be offered a yearly Service Contract at the prevailing Company rates and terms.
2. In case the Customer does not wish to enter the Service Contract, he has the option of calling the Company's Service Centre and having his Dr. Aquaguard serviced on an actual basis i.e. by paying the Labour cost and Spares needed to attend to that Service/Complaint Call at the prevailing Company rates. Such service will be rendered by the Company in towns/places where the Company has its Service Centres.
3. The Company will provide free servicing of the goods brought to its Service Centre by the Customer, provided that all expenses of transporting the goods to and from the Service Centre shall be borne by the Customer directly.
4. If during such servicing it is necessary for the Company to replace or repair defective components or parts, the Customer shall be required to pay for the same as per the Company's prevailing price list.

\*Conditions apply